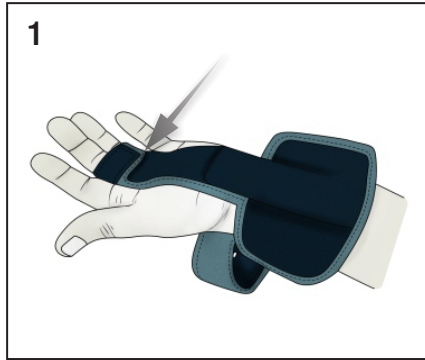
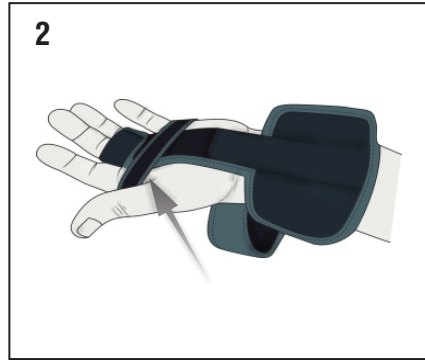


**Warnings and Instructions: Review carefully, proper application is required**

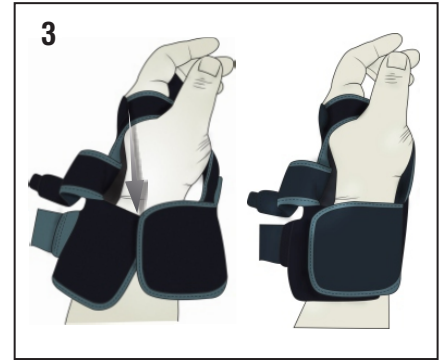
**⚠ Warning:** This device will not prevent or eliminate risk of injury. Do Not Overtighten. If swelling, pain, skin irritation, or an unusual reaction occurs, discontinue use immediately and consult your medical professional. This device should not be worn by persons with known allergies to neoprene.  
 Care: Hand wash using mild soap. Rinse thoroughly. Air dry only. Do not tumble dry.



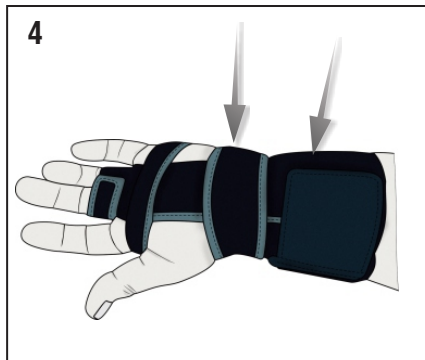
**1.** Bend and position brace on fingers to afflicted metacarpals. Affix most distal finger strap.




**2.** Wrap hand strap through web space of thumb.



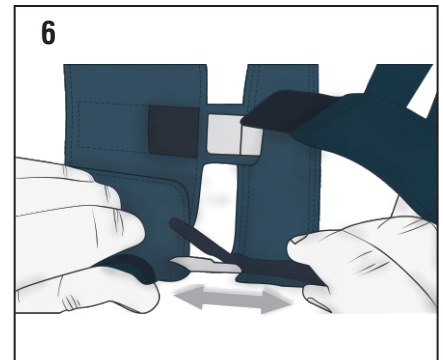
**3.** Adjust wrist circumference strap to properly position the uprights.



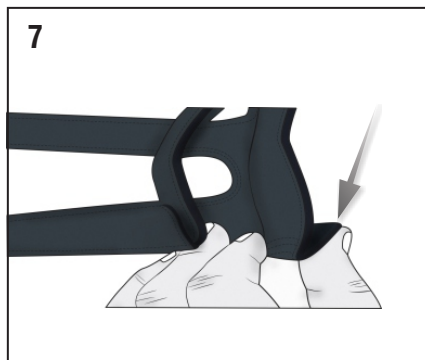
**4.** Complete application by wrapping wrist strap and then arm strap.



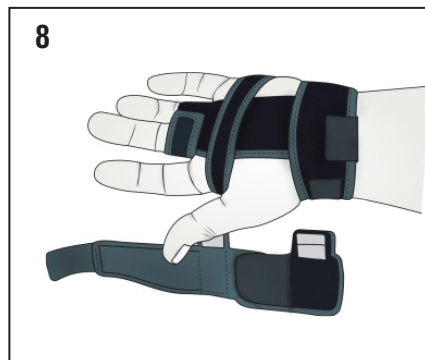
**5.** To convert the TKO 2.0 to a hand based splint unhook inner and outer hook and loop on volar and dorsal stays.



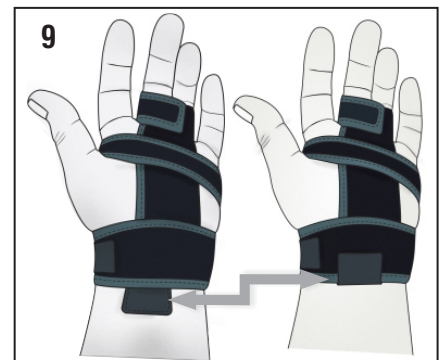
**6.** Separate distal portion of volar and dorsal stay from proximal portion.



**7.** Close ends of distal hand component.



**8.** Reapply to affected metacarpals for a hand-based application.



**9.** To prevent proximal strap from slipping, capture it with volar closure strap.



**10.** Fits both left and right, regular and broken down.

U.S. Patent No. 12138190



© 2024 Weber Orthopedics Inc.  
 DBA Hely & Weber all rights reserved



View Application Video